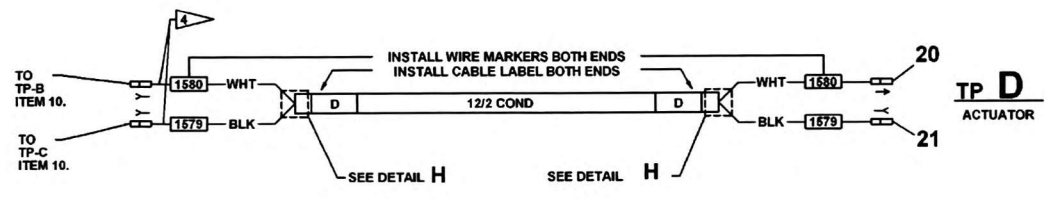


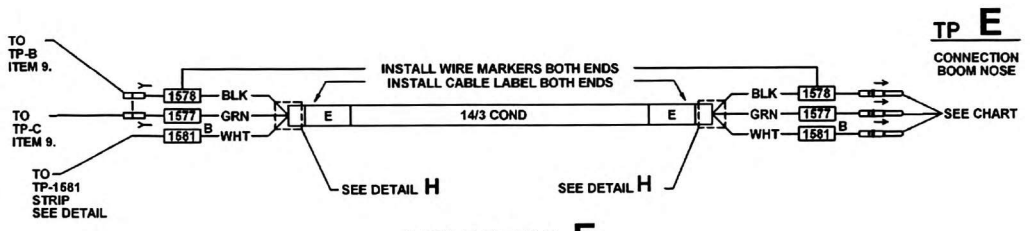
CABLE DETAIL A

CONNECTOR LOADING TP-E

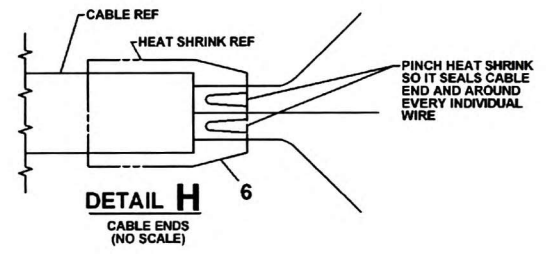
CAVITY	WIRE COLOR	WIRE #	ITEM #
A	BLK	1587	15
B	GRN	1577	15
C	WHT	1681	15
D	SEAL PLUG	N/A	16
E	SEAL PLUG	N/A	16
F	SEAL PLUG	N/A	16

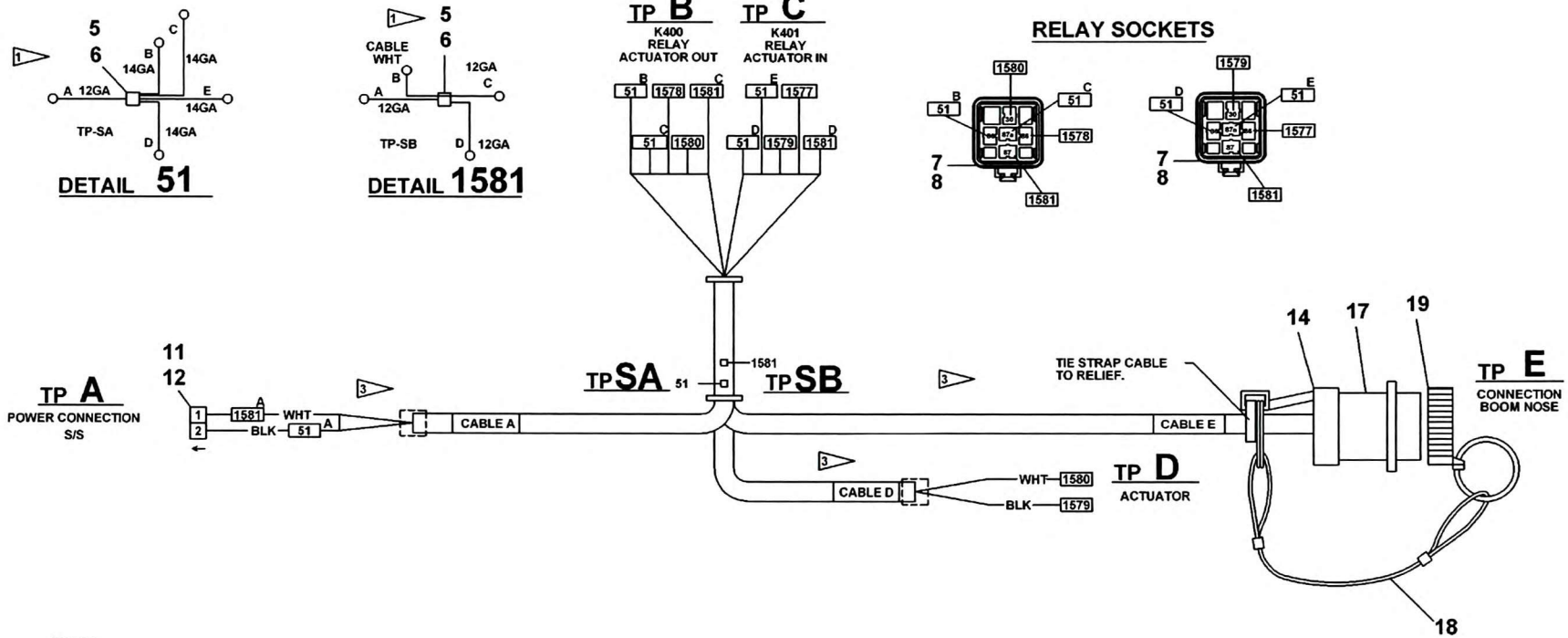


CABLE DETAIL D



CABLE DETAIL E





- NOTES:
- 1 ULTRASONIC WELDS MAY BE USED IN PLACE OF SPLICE CONNECTORS. HEAT SHRINK IS STILL REQUIRED.
 - 2 THIS PART IS TO CONFORM TO GROVE SPECIFICATION A6-829-007031.
 - 3 SEE CABLE DETAIL, PAGE 2.
 - 4 STRIP WIRES 1/2" TO ACCOMMODATE TERMINAL ITEM 10

WIRE NO	COLOR	SAE SIZE	LENGTH TOT IN	TP	B/M ITEM NO	REMARKS	TP	B/M ITEM NO	REMARKS
51B	WHT	14	5	SA	STRIP	SEE DETAIL	B	9	-----
51C	WHT	14	5	SA	STRIP	SEE DETAIL	B	9	-----
51D	WHT	14	5	SA	STRIP	SEE DETAIL	C	9	-----
51E	WHT	14	5	SA	STRIP	SEE DETAIL	C	9	-----
1581C	WHT	12	4	SB	STRIP	SEE DETAIL	B	10	-----
1581D	WHT	12	4	SB	STRIP	SEE DETAIL	C	10	-----